

«UKRAINE 2030» GLANCE IN THE FUTURE

ukraine2030.org

What Ukraine will be like in 2030 ?

What is the way for Ukraine to join developed countries cluster ?

What is the development model for Ukraine to achieve human well-being ?

GLOBAL PERSPECTIVES ON POLARITY

Poor, marginal and failed states



Emerging markets:
Indonesia, Brazil,
India, China and
Turkey, Mexico

Developed
countries

THE TRACK FOR UKRAINE?

CURRENT POINT

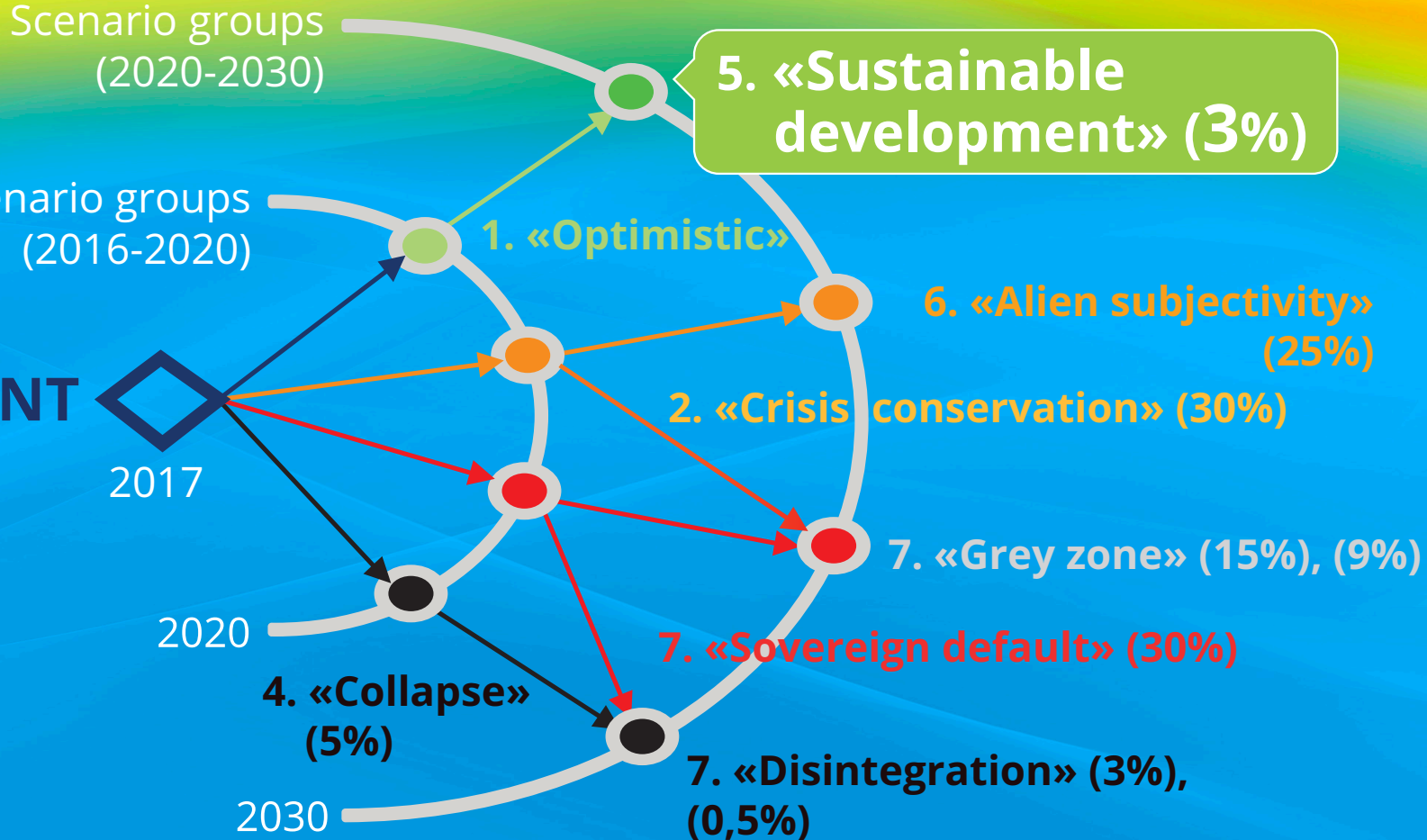
2017

Scenario groups
(2020-2030)

Scenario groups
(2016-2020)

2020

2030



ANTI-CRISIS PROGRAMME

1 **~25%
GDP**



**War in the Eastern
Ukraine and Annexation
of Crimea**

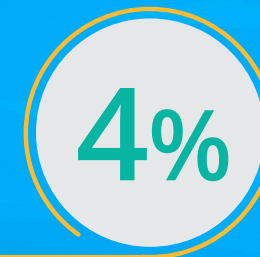
2 **52%**



Anti-shadowing of the economy:

- E-governance
- Tax policy liberalization
- De-regulation
- Business Code development
- De-offshoring policy
- Fair national income allocation

3 **14%
GDP**



Anticorruption measures:

- The Rule of Law
- Good Governance Code implementation
- De-monopolization
- Decentralization
- Privatization

ANTI-CRISIS PROGRAMME




Modernization of the pensions policy:

- Shift to the individual retirement accounts
- Full launch of non-governmental pension funds



National debt:

- IMF loans review
- Investment security
- ! Public debt annually costs the country 9 billion USD (almost 10% of current GDP)

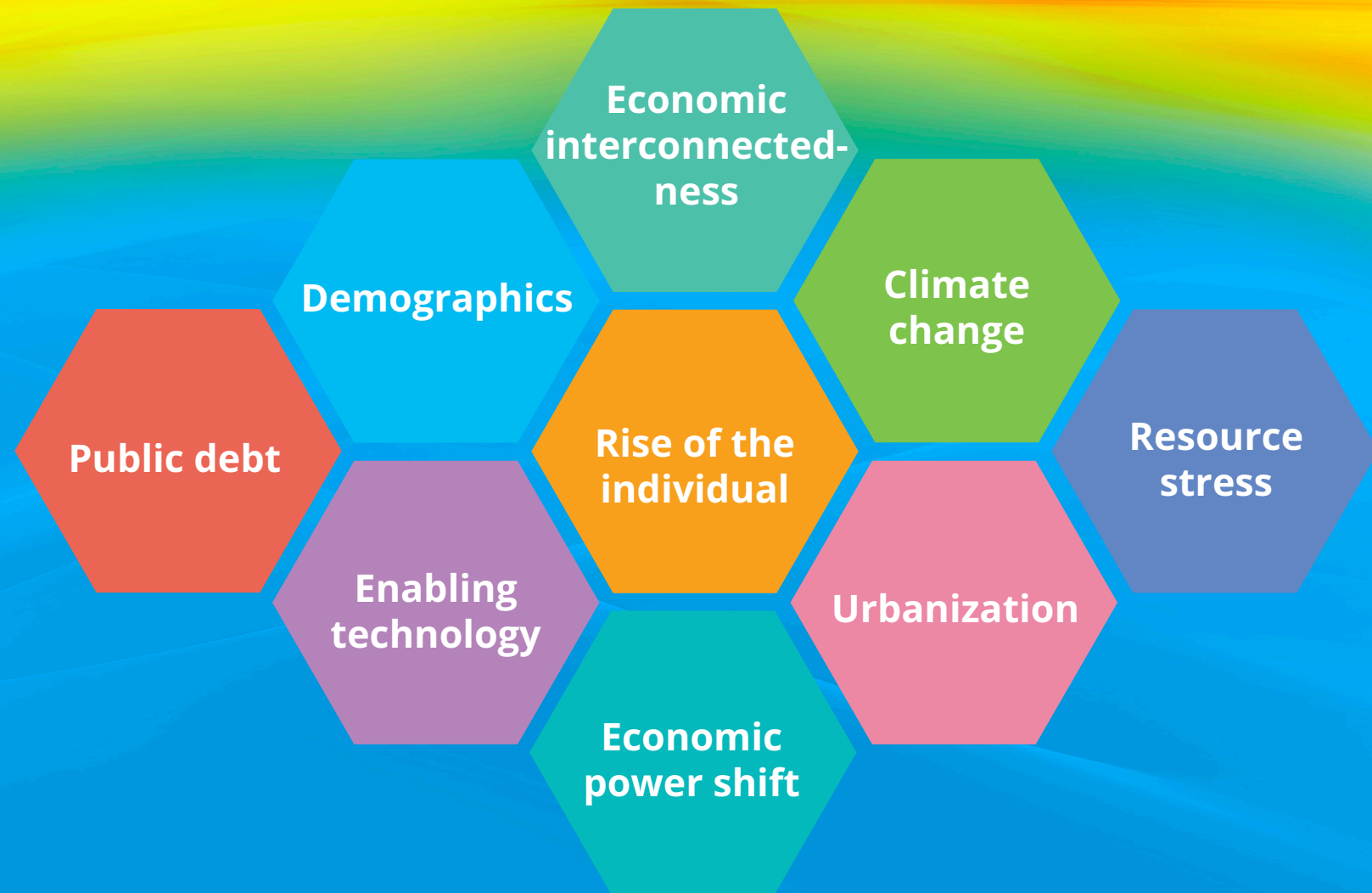


The energy intensity :

- Change in the structure of economy
- Industrial modernization
- High tech launch

HOW TO ACHIEVE THE POSITIVE SCENARIO FOR UKRAINE?

Global megatrends.
Source: Future State 2030. Report KPMG



EXPECTED OUTCOMES FOR UKRAINE

Ambitious jump for Ukraine

3% GDP growth
Structure reforms to support sustainable development and inclusive growth

Life expectancy (WHO): 71 years
(male – 66, female – 76)

2017

2020

10% GDP growth
Achieving the level of emerging markets
(China, Mexico, Brazil, Turkey)

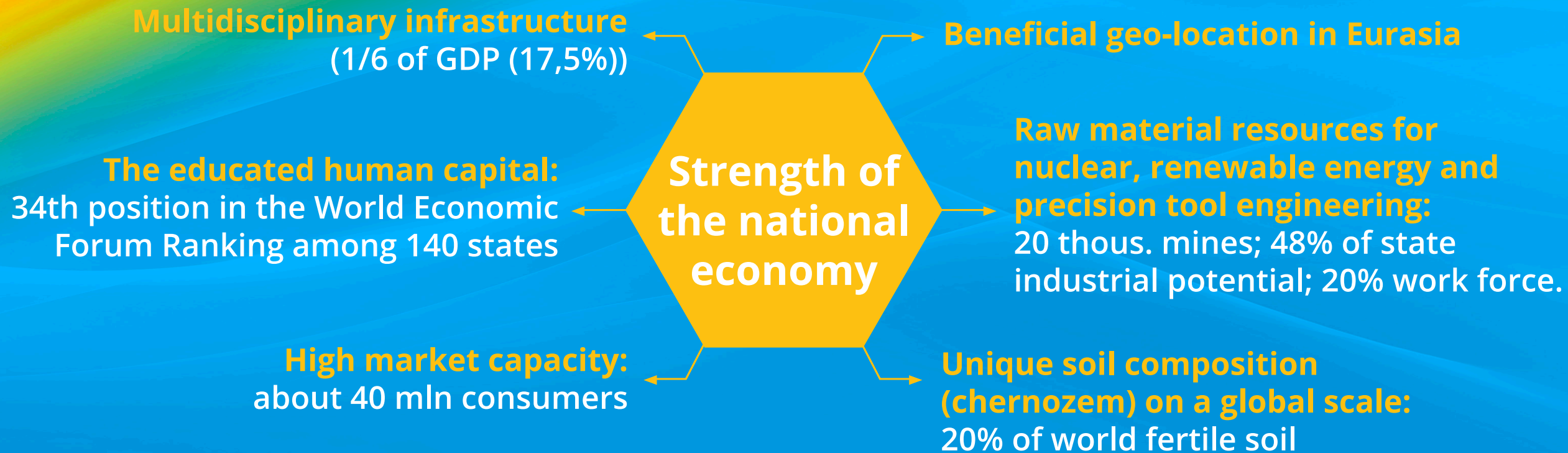
Life expectancy (WHO): 75 years
(male – 70, female – 80)

2030

More than 10% growth, 710-750 bln USD
Inclusion in TOP-30 economies

Life expectancy (WHO): 78 years
(male – 74, female – 82)

STRENGTH OF THE NATIONAL ECONOMY




HUMAN-CENTERED SOCIAL CAPITAL MODEL

Happy Planet Index
(shift to TOP-30 from 70th position)

Human Development Index
(shift to TOP-25 from 81th position)

Health Index
(shift to TOP-60 from 118th position)

Prosperity Index
(shift to TOP-30 from 70th position)



Global Creativity Index
(shift to TOP-20 from the 45th position)

Global Innovation Index
(shift to TOP-30 from 64th position)

An increase in patent activity
(shift to TOP-10 from 27th position)

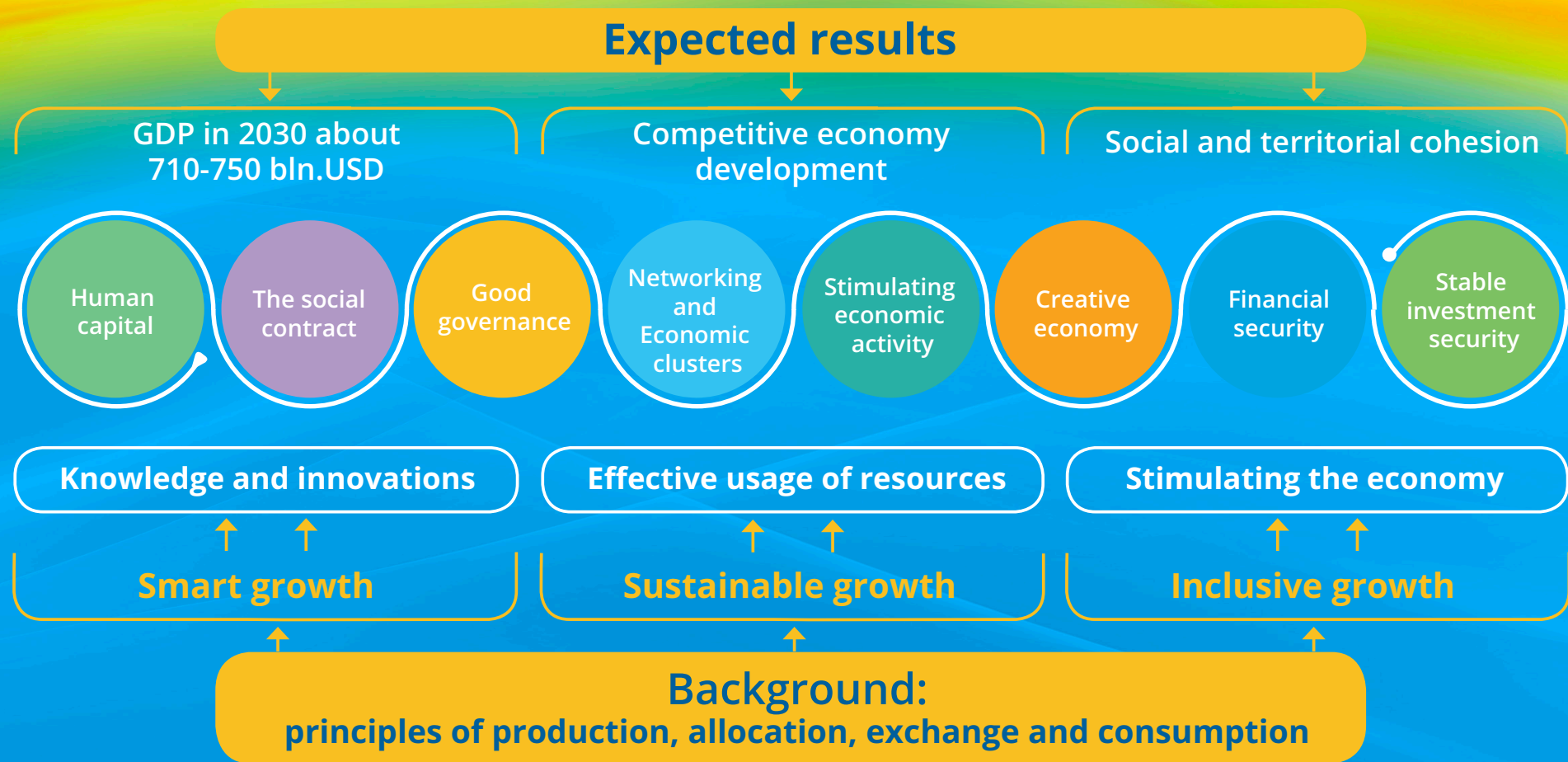
Index of Economic Freedom
(shift to TOP-40 from 162^d position)

Worldwide Governance Indicators
(WGI) (from - to +)

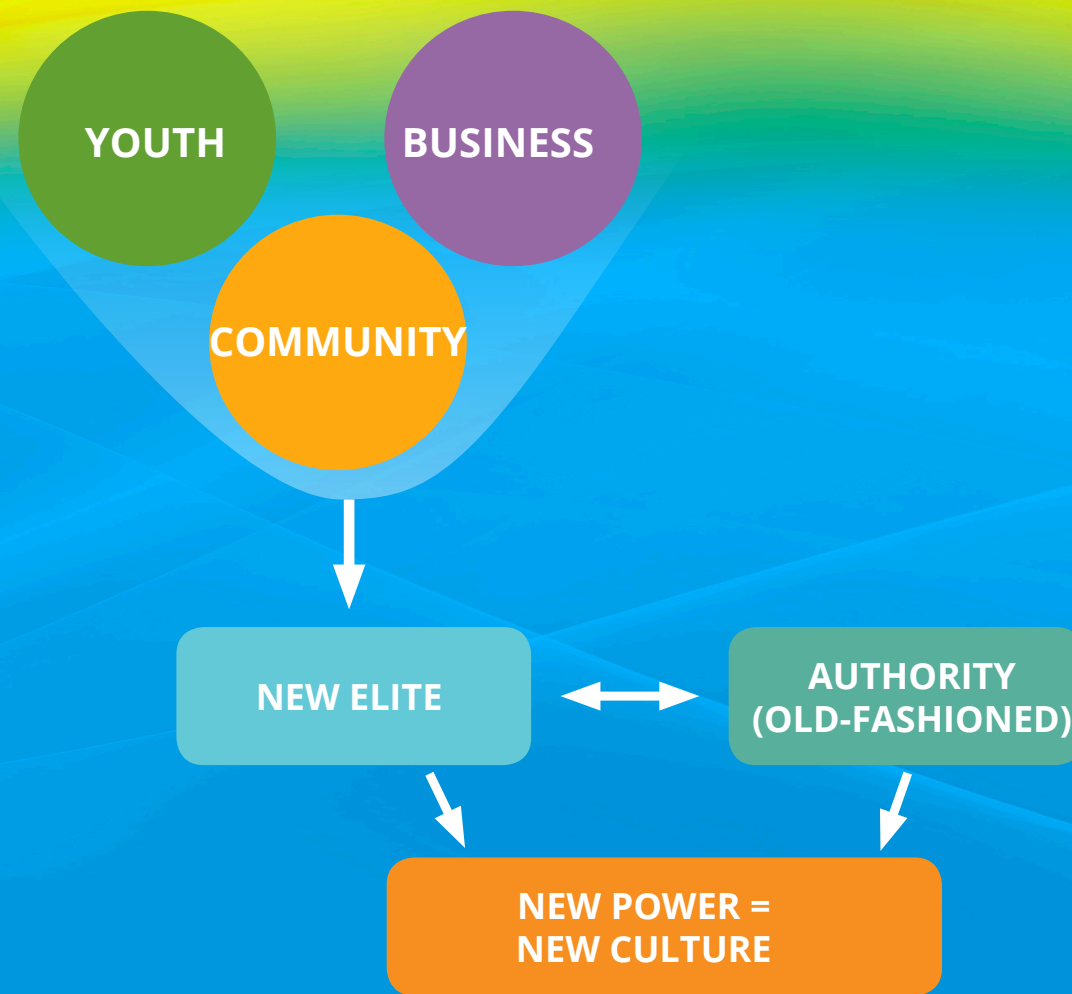
Ease of Doing Business Index
(shift to TOP-40 from 80th position)

Energy security index
(shift to AAA level from ABD)

SUSTAINABLE DEVELOPMENT MODEL FOR UKRAINE



CAPACITY BUILDING FOR "UKRAINE 2030" COMMUNITY



Our contact :



ukraine2030.org



goo.gl/KWPzbz



[DoctrineUkraine2030](https://www.facebook.com/DoctrineUkraine2030)



[Ukraine2030](https://twitter.com/Ukraine2030)